

Dolce Vita

by McKenna Ryan











Margherita 12" x 12"

Please refer to individual patterns and photos on pattern covers as a guide when cutting your kit.

We strongly suggest you thoroughly read the Materials Needed List on the pattern before cutting your kit to familiarize yourself with the fabrics and pattern as well as checking our website www.pineneedles.com for any corrections that may have been issued to the pattern or the shop guide.

DV03 - Margherita

Fabric	SKU	Placement	Single Quilt
	AYP 16695-102 Merlot	Background 1; Flower Centers A3, B4 and C4; Butterfly Body D3	⅜ yard or 12½" x 21"
	AYP 16691-163 Spice	Pieced Background 2; Cat Body 2; Cat Ears 1 and 3	⅓ yard *for best color
	AYP 16695-15 Ivory	Pieced Background 2	⅓ yard or 3" x 26"
	AYP 16696-102 Merlot	Background 3	¼ yard or 5¾" x 19"
	AYP 16691-14 Natural	Cat Collar 4	⅓ yard or 2" x 4"
	AYP 16692-124 Maize	Flower Petals A1, A2, B1, B2, B3, C1, C2 and C3	⅓ yard or 4½" x 22"

	<p>AYP 16693-7 Green</p>	<p>Flower Stems and Leaves 5, 6 and 7</p>	<p>1/8 yard or 4 1/2" x 22"</p>
	<p>AYP 16693-206 Sunset</p>	<p>Butterfly Wings D1 and D2</p>	<p>1/8 yard or 2" x 4"</p>